






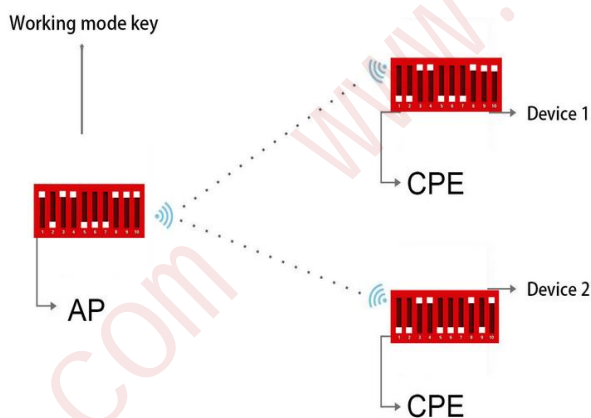


In today's landscape, an increasing number of public venues—such as shopping centers, hotels, tourist attractions, and restaurants—are expected to offer complimentary Wi-Fi access to their visitors. However, before guests can enjoy this service, they must first undergo authentication. One prevalent method is SMS authentication, where guests input their mobile phone numbers to receive a verification code via text message. Only after successful verification can they access the internet for free. This setup not only benefits visitors but also allows businesses to gather contact information for targeted marketing efforts. Our company specializes in providing access points (APs), AC controllers, and configuring SMS servers to facilitate this process. What sets us apart is our highly competitive pricing: P1 per message, significantly lower than Twilio's rate of P9 per message.

PRODUCTION NAME	PICTURES	MODEL NO.	SPECIFICATION	REMARK	DP ex VAT/PHP	SRP ex VAT/PHP
INDOOR CEILING AP (FAT/FIT AP)		IN1335KYW-HV3.0	Dual band 2.4ghz 5.8ghz enterprise WiFi AP 1200Mbps	10/100/1000Mbps RJ45*2 IEEE802.11a/b/g/n/ac (WAVE2) WEP,WPA,WPA2,AES POE 48V 802.3af MANAGED BY APP PLATFORM AND GATEWAY/ POWER ADAPTOR NOT INCLUDED	2000	3500
WIFI6 AP		IN1335KYW-H V6.0	Dual band 2.4ghz 5.8ghz enterprise WiFi 6 1800Mbps	10/100/1000Mbps RJ45*2 IEEE802.11a/b/g/n/ac/ax WEP,WPA,WPA2,AES POE 48V 802.3af MANAGED BY APP PLATFORM AND GATEWAY/ POWER ADAPTOR NOT INCLUDED	2800	3800
INDOOR INWALL AP		IN1251Y V3.0	Dual band 2.4ghz 5.8Ghz 1200Mbps	10/100/1000 Mbps LAN*2 IEEE802.11a/b/g/n IEEE802.3af/3u MANAGED BY CLOUD PLATFORM AND GATEWAY/ POWER ADAPTOR NOT INCLUDED	2000	3500
Outdoor WiFi AP		TD-MRT45 V40 V3.0	Dual band 2.4ghz 5.8ghz enterprise WiFi AP 1200Mbps	10/100/1000Mbps RJ45*2 IEEE802.11 b/g/n/ac WEP,WPA,WPA2,AES POE 48V 0.5A EXCLUDED ADAPTOR MANAGED BY CLOUD PLATFORM AND GATEWAY	3600	4600
POE GATEWAY		GW8-100 V3.0	10/100/1000Mbps POE RJ45 WAN*5 MAX: 60W ONE CONSOLE	Multi-Wan Interface Function AC Management Multiple Authentication IPV6 Support Support 100+ IP ADD&CEP Management App Control	3200	4500
GATEWAY		GW8-200 V3.0	10/100/1000Mbps WAN*5 ONE CONSOLE PORT	Multi-Wan Interface Function AC Management Multiple Authentication IPV6 Support Support 100+ IP ADD&CEP Management App Control	2400	4000
Commercial 500users GATEWAY		GW8-500 V3.0	10/100/1000Mbps WAN*6 ONE CONSOLE PORT	Multi-Wan Interface Function AC Management Multiple Authentication IPV6 Support Support 500+ IP ADD& CEP Management App Control INCLUDED Power Supply	15600	25800

OUTDOOR POE SWITCH		POE29-RX548W	4* 10/100M POE, 1*10/100M UPLINK RJ45 Water Proof IP 65 VLAN POE:48V (802.3at/af)	IEEE802.3,IEEE 802.3u,802.3af IEEE802.3x Backplane Bandwidth:1Gbps MAC:4K AC 100-240V TODAAIR LOGO	2000	2100
OUTDOOR POE SWITCH		POE29-RX948W	8* 10/100M POE, 1*10/100M UPLINK RJ45 Water Proof IP 65, VLAN POE:48V (802.3at/af)	IEEE802.3,IEEE 802.3u,802.3af IEEE802.3x Backplane Bandwidth:1.8Gbps MAC:4K AC 100-240V TODAAIR LOGO	3000	3100
OUTDOOR POE SWITCH		POE29-RX548W-SC	4* 10/100M POE, 1*SC Water Proof IP 65, VLAN POE:48V (802.3at/af)	IEEE802.3,IEEE 802.3u,802.3af IEEE802.3x Backplane Bandwidth:1Gbps MAC:4K AC 100-240V TODAAIR LOGO	2300	2500
						
PRODUCTION NAME	PICTURES	MODEL NO.	SPECIFICATION	REMARK	DP ex VAT/PHP	SRP ex VAT/PHP
OUTDOOR WIRELESS AP/CPE		DIP1520-H V3.0	T.R.: 1KM,5.8GHZ, 150MBPS, T.P.:23DBM,10DB, A.D.:VERTICAL& HORIZON, POE 24V 1A; DC12V	DC POWER/ POE POWER/ EXCLUDED POE ADAPTOR IEEE802.11b/g/n 100Mbps LAN*1 SUPPORT AC/ WEB MANAGEMENT WITHOUT ANY SETTING (Don't support 12V and 24V power supply access at the same time)	1500	2500
OUTDOOR WIRELESS AP/CPE		DIP3526-HW V2.0	T.R.: 2KM,5.8GHZ, 150MBPS, T.P.:25DBM,12DB, A.D.:VERTICAL& HORIZON, POE 24V 1A	POE POWER/ FOR CCTV WIFI TRANSMISSION 100Mbps LAN*2	2000	3500

DIP1520 dial-up instructions



DIP1520

Outdoor Wireless Bridge · High Power CPE · Wireless AP

Stable and Speedy

Specialized for Short Range Transmission

Non-Setting
Innovative DIP function, easiest way to set up a wireless link by switching buttons.

Dustproof & Waterproof
IP65 rating, free from dust and water, stable working environment.

Low Power Consumption
Equipped with excellent hardware to keep the power consumption less than 3W.

Compact in Size
7.5 inch size and lightweight form factor show the device more fashionable.

